



**Type CLA specification: 10-25m<sup>3</sup>**

- Frame fully reinforced according to SS3021 (UNP200), DIN30722/SFS4417 (INP180)
- Bended at bottom straight sides 4mm (or 6mm) Hardox 450 or 4mm Hardox 500TUF
- Bottom 90 degrees 6mm (or 8mm) Hardox 450 or 5mm Hardox 500TUF, 2380mm wide
- Full reinforced front frame UNP180
- Bottom frame profiles, support reinforcement 4pcs
- Back beam 8mm Strenx 700
- Top and back profiles 6mm Strenx 700
- Front lashing hooks behind front frame 2pcs, front corner lashing hooks 2 pcs
- Side wall lashing hooks 2t, 2pcs each side in the middle, 1 hook in back post
- Galvanized ladder on front wall and driver side
- Reflex decals
- Surface treatment:
  - shot blasting sa 2.5
  - inside 60µm alkyd primer
  - outside min 120µm 2K polyurethane EN ISO 12944 C3M

**Options:**

- D – combined top and side opening door with flap, hydraulic or pneumatic
- HD – hydraulic opening top hinged door
- HD2 – hydraulic opening top hinged door with double swing doors
- HDD – hydraulic opening top hinged door with flap
- G – combined top and side opening door with manual lock
- GD – top hinged opening with double swing doors
- Fliptop roof solutions [www.fliptop.se](http://www.fliptop.se)
- Steel plates on sides for logo stickers
- LOGO stickers and serial numbers
- Ladders on sides in back

Other extras are available on demand.

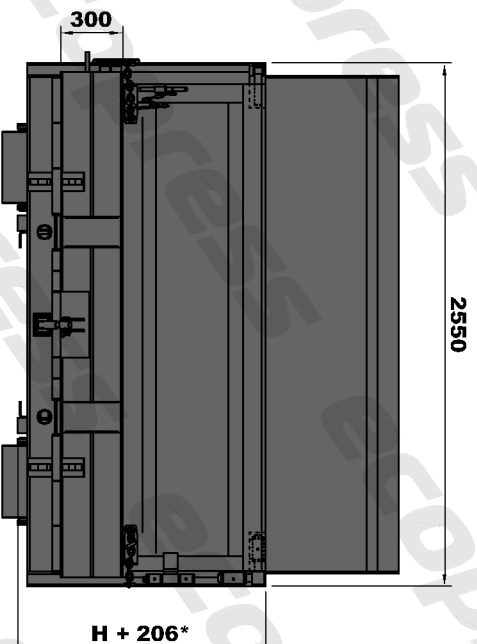
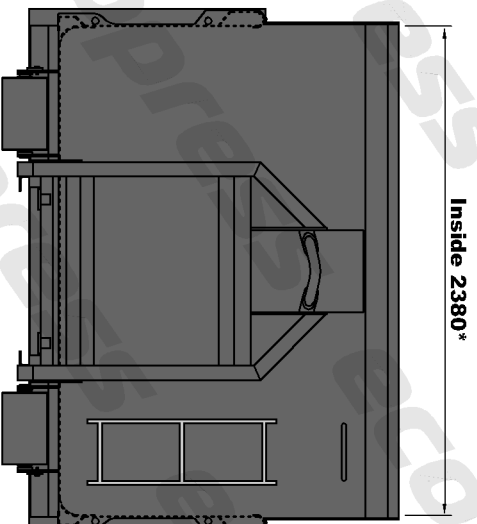
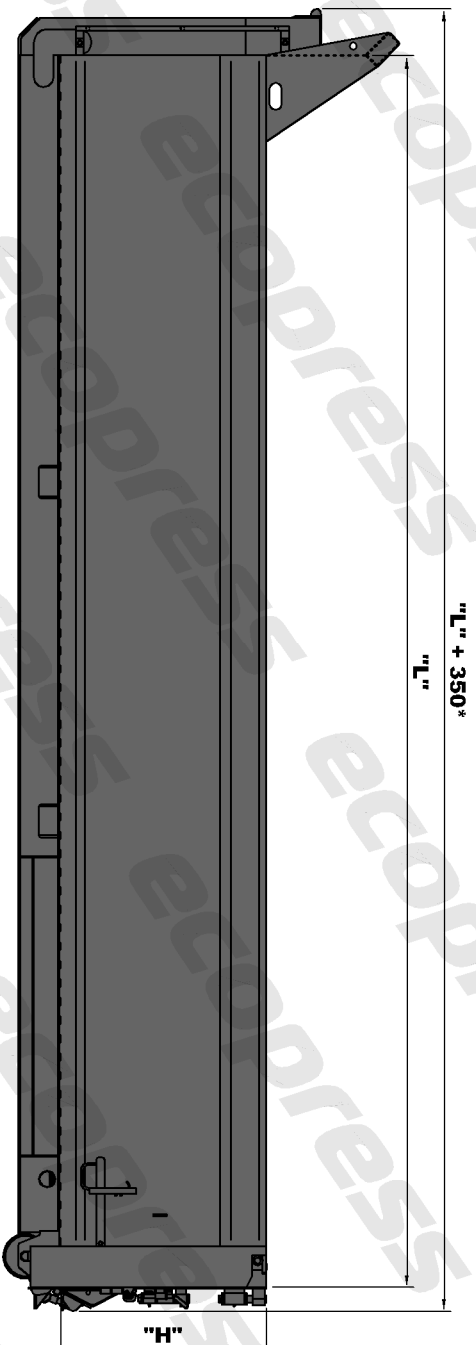


**ecopress**  
Waste Systems

The most common models

### Model CLA-D

Type	H, mm	V, m <sup>3</sup>
CLA12/5600D	900	12.0
CLA12/6000D	900	13.0
CLA14/6000D	1000	14.0
CLA16/6000D	1100	16.0
CLA18/6000D	1250	18.0
CLA20/6000D	1400	20.0



**Length:**  
4000mm / 4200mm / 4500mm  
5000mm / 5200mm / 5400mm / 5600mm / 5700mm / 5800mm  
6000mm / 6100mm / 6200mm / 6500mm

**Frame:** SS3021 / SFS4417 / DIN30722  
**Sides:** 4mm/6mm Hardox450  
**Bottom:** 6mm/8mm Hardox450